

QUALITY SYNTHETIC INDUSTRIES LIMITED

Regd. Office-Anand Jyoti Building, Room No. 107, 1st Floor, 41, Netaji Subhas Road, Kolkata-700 001.

Ph.:033-65180616, 22309902, E-Mail Id qualitysynthetic@gmail.com, Web-site: www.qualitysyntheticfibre.com

CIN - L65929WB1975PLC029956

Dated: January 20, 2021

To

Calcutta Stock Exchange Ltd.

7, Lyons Range,

Kolkata – 700 001

Sub: Filing of Shareholding Pattern of the Company for the Quarter ended December 31, 2020 under Regulation 31 of SEBI (LODR) Regulations, 2015

Dear Sir,

In terms of Regulation 31 of the SEBI Listing Regulations 2015, please find enclosed herewith the Shareholding Pattern of the equity shares of the Company for the quarter ended on December 31, 2020.

Kindly acknowledge the receipt of the shareholding pattern referred to above and take the same on your record.
Thanking you,

Yours faithfully,

For **QUALITY SYNTHETIC INDUSTRIES LTD.**

Ritu Poddar

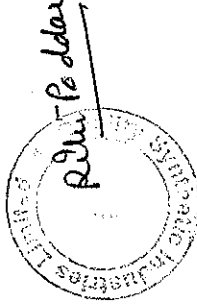
(Ritu Poddar) ACS-35086
Company Secretary



Encl. As above

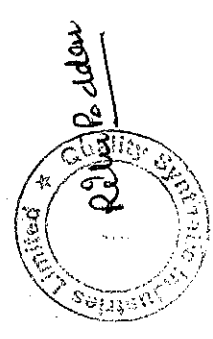
SHAREHOLDING PATTERN

1	Name of Listed Entity:	QUALITY SYNTHETIC INDUSTRIES LIMITED
2	Scrip Code/Name of Scrip/Class of Security	Equity
3	Share Holding Pattern Filed under: Reg. 31(1)(a)/Reg. 31(1)(b)/Reg.31(1)(c)	Reg.31(1)(c)
	a. If under 31(1)(b) then indicate the report for Quarter ending	31st December, 2020
	b. If under 31(1)(c) then indicate date of allotment/extinguishment	
4	Declaration: The Listed entity is required to submit the following declaration to the ex	
	Particulars	Yes* No*
1	Whether the Listed Entity has issued any partly paid up shares?	No
2	Whether the Listed Entity has issued any Convertible Securities or Warrants?	No
3	Whether the Listed Entity has any shares against which depository receipts are issued?	No
4	Whether the Listed Entity has any shares in locked-in?	No
5	Whether any shares held by promoters are pledge or otherwise encumbered?	No



QUALITY SYNTHETIC INDUSTRIES LIMITED
SHAREHOLDING PATTERN AS ON 31st December, 2020
Table - I Summary Statement holding of specified securities

Category (I)	Category of Shareholder (II)	No of Shareholders (II)	No. of fully paid Equity Share Held (IV)	No. Of Partly Paid Equity Shares Held (V)	No. Of shares underlying Depository Receipts (VI)	Total Nos. Shares Held (VII) = IV+V+VI	Shareholding as a % of total no of Shares (calculated as per SCRR 1957) (VIII) as a % of (A+B+C2)	No of Voting Rights held in each class of securities (X)			No of shares underlying convertible securities (including warrants) (X)	Shareholding as a % assuming full conversions of convertible securities (as a % of diluted equity capital) (XI)=VII+X as a % of (A+B+C2)	No. of Locked in Shares (XII)		No of Shares pledged or otherwise encumbered (XIII)	No of Equity Shares held in Dematerialized form (XIV)
								Class X	Class Y	Total			Total as a % of (A+B+C)	No. (a)		
A)	Promoter & Promoter Group	17	2355529	0	0	2355529	42.8278	2355529	0	42.8278	0	0.0000	0	0.0000	224682	
B)	Public	302	3144471	0	0	3144471	57.1722	3144471	0	57.1722	0	0.0000	4200	0.1336	298388	
C)	Non Promoter - Non Public	0	0	0	0	0	0.0000	0	0	0.0000	0	0.0000	0	0.0000	0	
CL)	Shares Underlying DRs	0	0	0	0	0	0.0000	0	0	0.0000	0	0.0000	0	0.0000	0	
CZ)	Share Held By Employees Trusts	0	0	0	0	0	0.0000	0	0	0.0000	0	0.0000	0	0.0000	0	
	Total	0	0	0	0	0	0.0000	0	0	0.0000	0	0.0000	0	0.0000	0	
	Total A+B+C1+C2	319	5500000	0	0	5500000	100.0000	5500000	0	100.0000	0	0.0000	4200	0.0764	523072	




P. K. S. S. S.

S.No.	Category & Name of the Shareholder (i)	PAN (ii)	No of Shareholders (iii)	No of fully paid Equity Share Held (IV)	No. Of Partly Paid Equity Shares Held (V)	No. Of shares underlying Depository Receipts (VI)	Total Nos. Shares Held (VII) = IV+V+VI	Shareholding as a % of total no of Shares (calculated as per SCRR 1957) (VIII) as a % of (A+B+C2)	No of Voting Rights held in each class of securities (IX)			No of shares underlying convertible securities (including warrants) (X)	Shareholding as a % assuming full conversions of convertible securities (as a % of capital) (XI)=VII+X as a % of (A+B+C2)	No. of Locked In Shares (XII)		No of Shares pledged or otherwise encumbered (XIII)		No of Equity Shares Held in Dematerialized form (XIV)
									Class X	Class Y	Total			Total as a % of (A+B+C)	No. (a)	As a % of total shares held (b)	No. (a)	
(1)	Indian		7	361165	0	0	361165	6.5666	361165	0	361165	6.5666	0	0.0000	0	0.0000	361165	
(a)	Individual																	
	Akhil Kumar Sureka	ABKPS232R		8300	0	0	8300	0.1509	8300	0	8300	0.1509	0	0.0000	0	0.0000	8300	
	Deepa Sureka	ANTP98310F		2500	0	0	2500	0.0455	2500	0	2500	0.0455	0	0.0000	0	0.0000	2500	
	Deepanshu Sureka	CKKPS0795JI		275465	0	0	275465	5.0085	275465	0	275465	5.0085	0	0.0000	0	0.0000	275465	
	Naveet Kumar Sureka	ANWFS5591K		14633	0	0	14633	0.2661	14633	0	14633	0.2661	0	0.0000	0	0.0000	14633	
	Prem Lata Sureka	APNFS0422C		4584	0	0	4584	0.0833	4584	0	4584	0.0833	0	0.0000	0	0.0000	4584	
	Veera Aggarwal	AAEPA9209VI		30050	0	0	30050	0.5464	30050	0	30050	0.5464	0	0.0000	0	0.0000	30050	
	Vishnu Kumar Sureka	AATPS7024H		25633	0	0	25633	0.4661	25633	0	25633	0.4661	0	0.0000	0	0.0000	25633	
(b)	HUF		1	30750	0	0	30750	0.5591	30750	0	30750	0.5591	0	0.0000	0	0.0000	30750	
	Vishnu Kumar Sureka	AAACHV3994E		30750	0	0	30750	0.5591	30750	0	30750	0.5591	0	0.0000	0	0.0000	30750	
(c)	Central Govt /state Govt/ President Of india		0	0	0	0	0	0.0000	0	0	0	0.0000	0	0.0000	0	0.0000	0	
(d)	Financial Inst/banks		0	0	0	0	0	0.0000	0	0	0	0.0000	0	0.0000	0	0.0000	0	
(e)	Any other		0	0	0	0	0	0.0000	0	0	0	0.0000	0	0.0000	0	0.0000	0	
	Other - Body Corporate		9	1963614	0	0	1963614	35.7021	1963614	0	1963614	35.7021	0	0.0000	0	0.0000	1854914	
	Biharji Ispat Udyog Limited	AABCBC38CD		528353	0	0	528353	9.6064	528353	0	528353	9.6064	0	0.0000	0	0.0000	528353	
	Biharji Land And Housing Pvt Ltd	AADCB9590QI		20000	0	0	20000	0.3636	20000	0	20000	0.3636	0	0.0000	0	0.0000	20000	
	Biharji Power Projects Private Limited	AADCB2520H		20000	0	0	20000	0.3636	20000	0	20000	0.3636	0	0.0000	0	0.0000	20000	
	Biharji Fancy Fibers & Fabrics Ltd	AAACB4279M		390900	0	0	390900	7.1073	390900	0	390900	7.1073	0	0.0000	0	0.0000	282200	
	Deepak Hotels Pvt Ltd	AAACD0180F		20000	0	0	20000	0.3636	20000	0	20000	0.3636	0	0.0000	0	0.0000	20000	
	Mauria Udyog Limited	AABCMS222F		36650	0	0	36650	0.6664	36650	0	36650	0.6664	0	0.0000	0	0.0000	36650	
	Ram Forgings Pvt Ltd	AAACR0352I		20000	0	0	20000	0.3636	20000	0	20000	0.3636	0	0.0000	0	0.0000	20000	
	Shriharayan Rajkumar Merchants Private Limited	AAECS2338K		916711	0	0	916711	16.6675	916711	0	916711	16.6675	0	0.0000	0	0.0000	916711	
	Udayachal Leasing And Exports Limited	AAAGUC020E		11000	0	0	11000	0.2	11000	0	11000	0.2	0	0.0000	0	0.0000	11000	
(2)	Sub - Total		17	2355529	0	0	2355529	42.8278	2355529	0	2355529	42.8278	0	0.0000	0	0.0000	2246829	
	Foreign		0	0	0	0	0	0.0000	0	0	0	0.0000	0	0.0000	0	0.0000	0	
(a)	Individual (not Foreign Individual)		0	0	0	0	0	0.0000	0	0	0	0.0000	0	0.0000	0	0.0000	0	
(b)	Government		0	0	0	0	0	0.0000	0	0	0	0.0000	0	0.0000	0	0.0000	0	
(c)	Institutions		0	0	0	0	0	0.0000	0	0	0	0.0000	0	0.0000	0	0.0000	0	
(d)	Foreign Portfolio Investor		0	0	0	0	0	0.0000	0	0	0	0.0000	0	0.0000	0	0.0000	0	
(e)	Any Other		0	0	0	0	0	0.0000	0	0	0	0.0000	0	0.0000	0	0.0000	0	
	Sub - Total		0	0	0	0	0	0.0000	0	0	0	0.0000	0	0.0000	0	0.0000	0	
	Total Shareholding of Promoter and Promoter Group		17	2355529	0	0	2355529	42.8278	2355529	0	2355529	42.8278	0	0.0000	0	0.0000	2246829	



QUALITY SYNTHETIC INDUSTRIES LIMITED
SHAREHOLDING PATTERN AS ON 31st December, 2020
Table - III Statement showing shareholding pattern of the Public shareholding

S.No.	Category & Name of the Shareholder (I)	PAN (II)	No of Shareholders (III)	No. of fully paid Equity Share Held (IV)	No. Of Partly Paid Equity Shares Held (V)	No. Of shares underlying Depository Receipts (VI)	Total Nos. Shares Held (VII) = IV+V+VI	Shareholding as a % of total no of Shares (calculated as per SCRR 1957) (VIII) as a % of (A+B+C2)			No of Voting Rights held in each class of securities (IX)			No of shares underlying convertible securities (including warrants) (X)	Shareholding as a % assuming full conversions of convertible securities (as a % of diluted equity capital) (XI)=VII+X as a % of (A+B+C2)	No. of Locked in Shares (XII)		No of Shares pledged or otherwise encumbered (XIII)		No of Equity Shares Held in Dematerialized form (XIV)			
								Class X	Class Y	Total	Total as a % of (A+B+C)	No. (a)	As a % of total shares held (b)			No. (a)	As a % of total shares held (b)						
	Institutions																						
	Mutual Funds																						
	Venture Capital Funds																						
	Alternate Investment Funds																						
	Foreign Venture Capital Investors																						
	Foreign Portfolio Investors																						
	Financial Inst/banks																						
	Insurance Companies																						
	Provident Funds/ Pension Fund																						
	Any other																						
	Sub-total (B)(1)																						
	Central Govt./state Govt/ President Of India																						
	Sub-total (B)(2)																						
	Non-institutions																						
	(i) Individual-Holding Nom. Val. upto Rs.2.lakhs		215	358479	0	0	358479	7.2451	395479	0	395479	7.2451	0	7.2451	0	0.0000	0	0.0000	0	0.0000	0	0.0000	389692
	(ii) Individual-Holding Nom. Val. greater than Rs.2.lakhs		23	1556342	0	0	1556342	30.8426	1695342	0	1695342	30.8426	0	30.8426	0	0.0000	0	0.0000	0	0.0000	0	0.0000	1544604
	AFQP/6688H			50000	0	0	50000	1.6364	50000	0	50000	1.6364	0	1.6364	0	0.0000	0	0.0000	0	0.0000	0	0.0000	90000
	Hemant Venkataramani Lalithraj			278811	0	0	278811	5.0693	278811	0	278811	5.0693	0	5.0693	0	0.0000	0	0.0000	0	0.0000	0	0.0000	278811
	Jagdish Singh			128050	0	0	128050	2.3282	128050	0	128050	2.3282	0	2.3282	0	0.0000	0	0.0000	0	0.0000	0	0.0000	128050
	Jeegreshkumar Prakashbhai Vaghela			61500	0	0	61500	1.1182	61500	0	61500	1.1182	0	1.1182	0	0.0000	0	0.0000	0	0.0000	0	0.0000	615000
	Kailash Sah			56838	0	0	56838	1.0334	56838	0	56838	1.0334	0	1.0334	0	0.0000	0	0.0000	0	0.0000	0	0.0000	81660
	Madan Lal Aggarwal			81660	0	0	81660	1.4847	81660	0	81660	1.4847	0	1.4847	0	0.0000	0	0.0000	0	0.0000	0	0.0000	81660
	Mahavir Prasad			129979	0	0	129979	2.3633	129979	0	129979	2.3633	0	2.3633	0	0.0000	0	0.0000	0	0.0000	0	0.0000	125879
	Pramod Kumar Agarwal			193300	0	0	193300	3.5145	193300	0	193300	3.5145	0	3.5145	0	0.0000	0	0.0000	0	0.0000	0	0.0000	193300
	Raju Devi			59250	0	0	59250	1.0773	59250	0	59250	1.0773	0	1.0773	0	0.0000	0	0.0000	0	0.0000	0	0.0000	9250
	Sangeeta Aggarwal			173785	0	0	173785	3.1597	173785	0	173785	3.1597	0	3.1597	0	0.0000	0	0.0000	0	0.0000	0	0.0000	173785
	Nbfc Registered With Rbi			0	0	0	0	0.0000	0	0	0	0.0000	0	0.0000	0	0.0000	0	0.0000	0	0.0000	0	0.0000	0
	Employees Trust			0	0	0	0	0.0000	0	0	0	0.0000	0	0.0000	0	0.0000	0	0.0000	0	0.0000	0	0.0000	0
	Overseas Depository Holding DRs			0	0	0	0	0.0000	0	0	0	0.0000	0	0.0000	0	0.0000	0	0.0000	0	0.0000	0	0.0000	0
	Any Other																						
	Other - Body Corp		60	502650	0	0	502650	16.4118	902650	0	902650	16.4118	0	16.4118	0	0.0000	0	0.0000	0	0.0000	0	0.0000	902600
	Epica Finance Private Limited			55200	0	0	55200	1.0036	55200	0	55200	1.0036	0	1.0036	0	0.0000	0	0.0000	0	0.0000	0	0.0000	55200
	Meru Finance Private Limited			95200	0	0	95200	1.7309	95200	0	95200	1.7309	0	1.7309	0	0.0000	0	0.0000	0	0.0000	0	0.0000	95200
	Vinam Distributors Private Limited			61900	0	0	61900	1.1255	61900	0	61900	1.1255	0	1.1255	0	0.0000	0	0.0000	0	0.0000	0	0.0000	61900
	Other - Individual HUF		4	147000	0	0	147000	2.6727	147000	0	147000	2.6727	0	2.6727	0	0.0000	0	0.0000	0	0.0000	0	0.0000	147000
	Pramod Kumar Agarwal Huf			124500	0	0	124500	2.2636	124500	0	124500	2.2636	0	2.2636	0	0.0000	0	0.0000	0	0.0000	0	0.0000	124500
	Sub-total (B)(3)		302	3144471	0	0	3144471	57.1722	3144471	0	3144471	57.1722	0	57.1722	0	0.0000	0	0.0000	0	0.0000	0	0.0000	2983896
	Total Public Shareholding		302	3144471	0	0	3144471	57.1722	3144471	0	3144471	57.1722	0	57.1722	0	0.0000	0	0.0000	0	0.0000	0	0.0000	2983896



 Raju Prasad
 Director

QUALITY SYNTHETIC INDUSTRIES LIMITED

SHAREHOLDING PATTERN AS ON 31st December, 2020

Table - IV Statement showing shareholding pattern of the Non Promoter - Non Public shareholder

S.No.	Category & Name of the Shareholder (I)	PAN (II)	No of Shareholders (II)	No. of Fully paid Equity Share Held (IV)	No. Of Partly Paid Equity Shares Held (V)	No. Of shares underlying Depository Receipts (VI)	Total Nos. Shares Held (VII) = IV+V+VI	No of Voting Rights held in each class of securities (IX)			No of shares underlying convertible securities (including warrants) (X)	Shareholding as a % assuming full conversions of convertible securities (as a % of diluted equity capital) (XI) = VII+X as a % of (A+B+C2)	No. of Locked in Shares (XII)		No of Shares pledged or otherwise encumbered (XIII)		No of Equity Shares Held in Dematerialized form (XIV)
								Class X	Class Y	Total (A+B+C)			No. (a)	As a % of total shares held (b)	No. (a)	As a % of total shares held (b)	
1)	Custodian/DR Holder	-	-	-	-	-	-	-	-	-	-	-	-	-	-	-	-
a)	names	-	-	-	-	-	-	-	-	-	-	-	-	-	-	-	-
2)	Employees Benefit Trust (under SEBI Based employees benefit) Regulation 2014	-	-	-	-	-	-	-	-	-	-	-	-	-	-	-	-
a)	names	-	-	-	-	-	-	-	-	-	-	-	-	-	-	-	-
	Total Non-Promoter Non Public shareholding C = C1+C2	0	0	0	0	0	0	0	0	0	0	0	0	0	0	0	0



QUALITY SYNTHETIC INDUSTRIES LIMITED
SHAREHOLDING PATTERN AS ON 31st December, 2020
Table V- Statement showing details of significant beneficial owners

Sr. No.	Details of the significant beneficial owner (i)		Details of the registered owner (jd)		Particulars of the shares in which significant		Date of creation / acquisition of significant beneficial interest (IV)	
	Name	PAN	Nationality	Name	PAN	Nationality		Number of shares
-	-	-	-	-	-	-	-	-
-	-	-	-	-	-	-	-	-
-	-	-	-	-	-	-	-	-
-	-	-	-	-	-	-	-	-

